



取樣閥及轉向閥 *Valco VICI*[®] Valves




Injector and Valve for GC



Injector and Valve for HPLC



注射及轉向閥 Valco Injectors and Switching Valves



Multiposition Valves



Diaphragm Valves for GC

※如何選擇適用之注射口及取樣閥？

(1) 我的一般專業領域或技術是什麼？

專業領域/技術	壓力範圍	適當的閥門設計
GC and Process Analysis	< 1500 psi	Valco GC valves
		Diaphragm valves
LC, FIA, SPE, Proc. Analysis	< 1000 psi	Cheminert low pressure valves
HPLC and Process Analysis	< 7000 psi	Valco HPLC valves
		Cheminert HPLC valves
SFE and SFC	5000 psi ~10,000 psi	Valco HPLC valves
		Cheminert HPLC valves

- (2) 此閥門將執行多少流速指揮之運行？
- (3) 需要何種管件尺寸和孔之內徑？
- (4) 需要何種閥身之材質？
- (5) 需要何種轉軸墊圈之材質？
- (6) 有任何特別需求？